

Kindergarten Enrichment Activities: Week #9

June 1-5, 2020





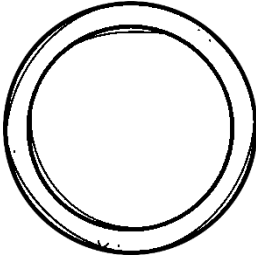
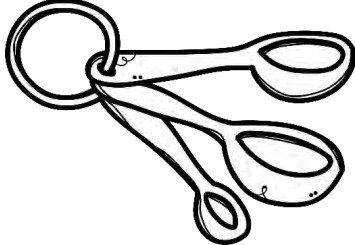


Date:	Final Online Enrichment Activities: Send your teacher a picture of you completing these activities for us to see! 😊
Monday (6/1)	Math: Complete "Count Around the Kitchen" Activity (see attachment)
Tuesday (6/2)	Science: Complete "Scavenger Hunt in the Neighborhood" (see attachment)
Wednesday (6/3)	ELA: Using the "Summer Words" page (see attachment), choose 2-3 words from the list and write a sentence about each of them.
Thursday (6/4)	Art: Complete "Summer Bucket List" Activity and Craft (see attachment). You can substitute materials if there is something you do not have (example: substituting a strip paper for the ribbon)
Friday (6/5)	Skill: Complete "Schools Out Memory Page" (see attachment) about your year in kindergarten! We cannot wait to see what you put on this memory page!

Please remember that we are highly encouraging your children to complete these activities to continue learning from a distance. If you have any questions or concerns, please contact your child's teacher.

Mrs. Katie Fremer kfremer@brockway.k12.pa.us	Mrs. Breanna Rush brush@brockway.k12.pa.us
Mrs. Lindsay Zimmerman lzimmerman@brockway.k12.pa.us	Mr. Hunter Lydick hlydick@brockway.k12.pa.us

Add AROUND the Kitchen

Find the objects around your kitchen and count how many there are. Then, answer the addition problems.

$$\text{Spoon} + \text{Fork} = \underline{\hspace{2cm}}$$

$$\text{Bowl} + \text{Plate} = \underline{\hspace{2cm}}$$

$$\text{Mug} + \text{Scissors} = \underline{\hspace{2cm}}$$

$$\text{Can} + \text{Cereal Box} = \underline{\hspace{2cm}}$$

SCAVENGER HUNT IN THE NEIGHBORHOOD #2

Color each picture as you find it!

©BUILDINGBRILLIANCE2020

FLOWER




STOP SIGN



BIRD



FLAG



MAILBOX




FIRE HYDRANT




CAT



BIRD NEST



CAR



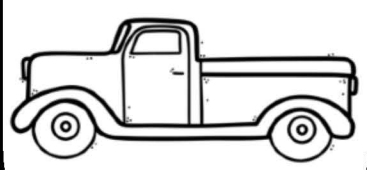
BASKETBALL HOOP



BUTTERFLY



TRUCK



BIKE



LAWN MOWER




























DOG



SCOOTER



summer Words

 sun	 beach	 picnic
 ball	 shell	 umbrella
 popsicle	 sand	 hot dog
 ice cream	 sandcastle	 fireworks
 sunscreen	 pool	 vacation
 flip flops	 sprinkler	 hot
 water	 lemonade	 shadow
 sunglasses	 tent	 park
 swimsuit	 campfire	 bucket
 watermelon	 shorts	 barbecue
 hat	 sandals	


Materials:
Colored Paper
Ribbon
Printables

Directions:

1. Make copies of list for each student and have them fill it out.
2. Print a copy of the pail, rim, and shovel. Create stencils.
3. Either cut out piece ahead of time or have students trace and cut.
4. Glue ribbon, then place rim over it.
5. Cut other pieces out and glue onto pail.


FREE SUMMER BUCKET LIST ACTIVITY





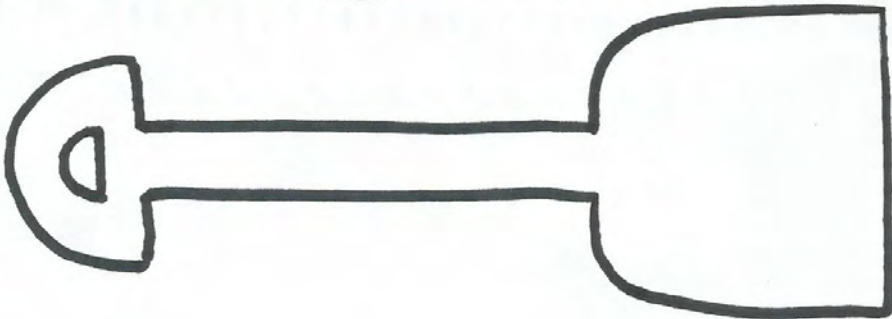
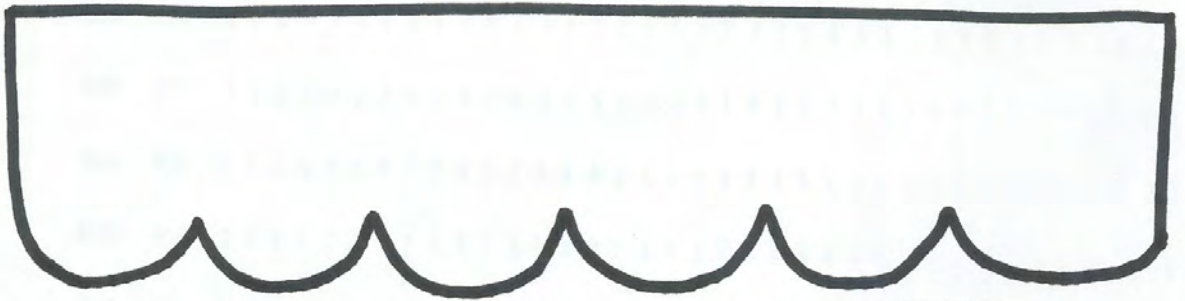
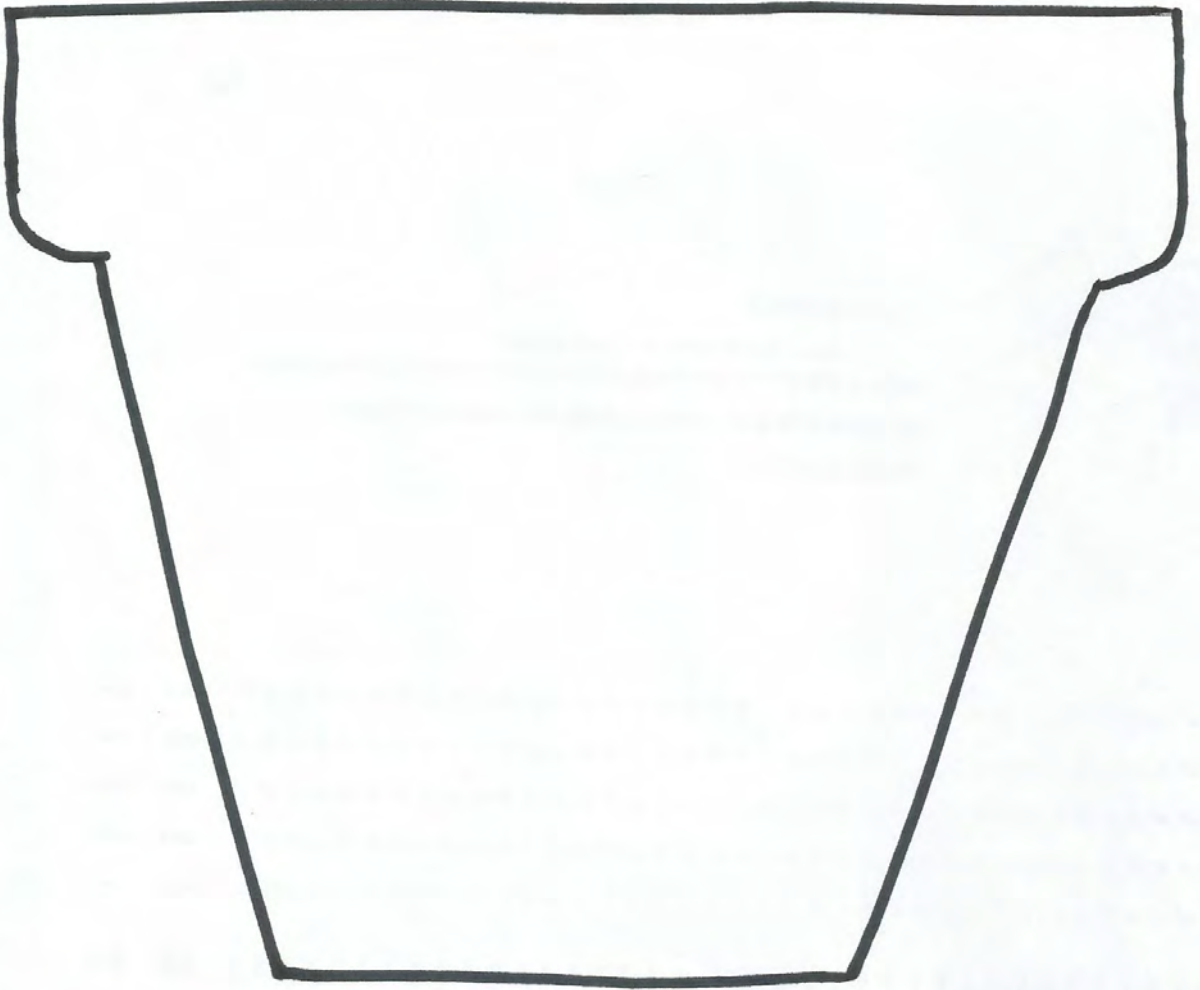
Summer Bucket List

<input type="checkbox"/>	_____
<input type="checkbox"/>	_____
<input type="checkbox"/>	_____
<input type="checkbox"/>	_____
<input type="checkbox"/>	_____

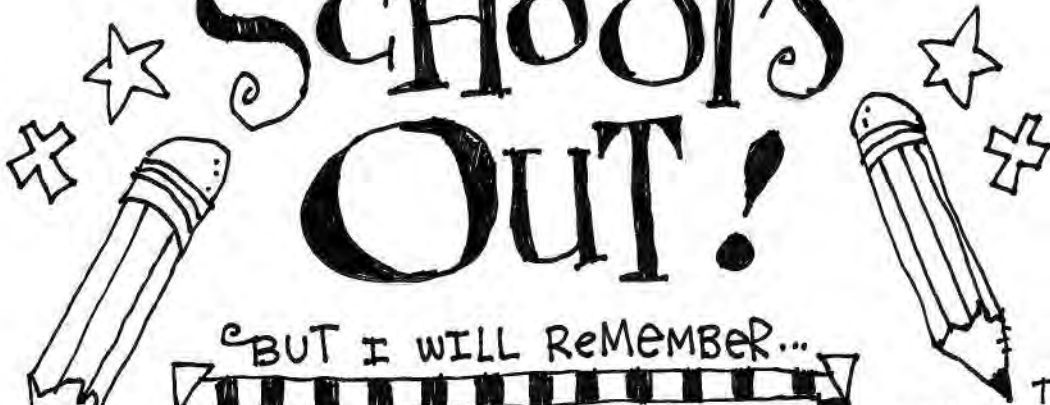


Summer Bucket List

<input type="checkbox"/>	_____
<input type="checkbox"/>	_____
<input type="checkbox"/>	_____
<input type="checkbox"/>	_____
<input type="checkbox"/>	_____




School's Out!



BUT I WILL REMEMBER...

ON MY LAST DAY OF SCHOOL, I WAS THIS TALL:




MY TEACHER WAS NAMED:



oooooooooooooooo

MY FAVORITE SUBJECT WAS:



MY SCHOOL WAS:

..... GRADE

* I LOOKED LIKE THIS ON THE LAST DAY OF SCHOOL!

THIS YEAR, MY FAVORITE SCHOOL MEMORY IS:

Five horizontal wavy lines for writing a memory.

MY BEST PALS at School were:

Three horizontal wavy lines, each starting with a small heart symbol.

THE BEST BOOK I READ THIS YEAR WAS:

Five horizontal dotted lines for writing a book title.